



becker
autoradio

Gerätetechnik

F/03.B-1C

Reims „U“ III

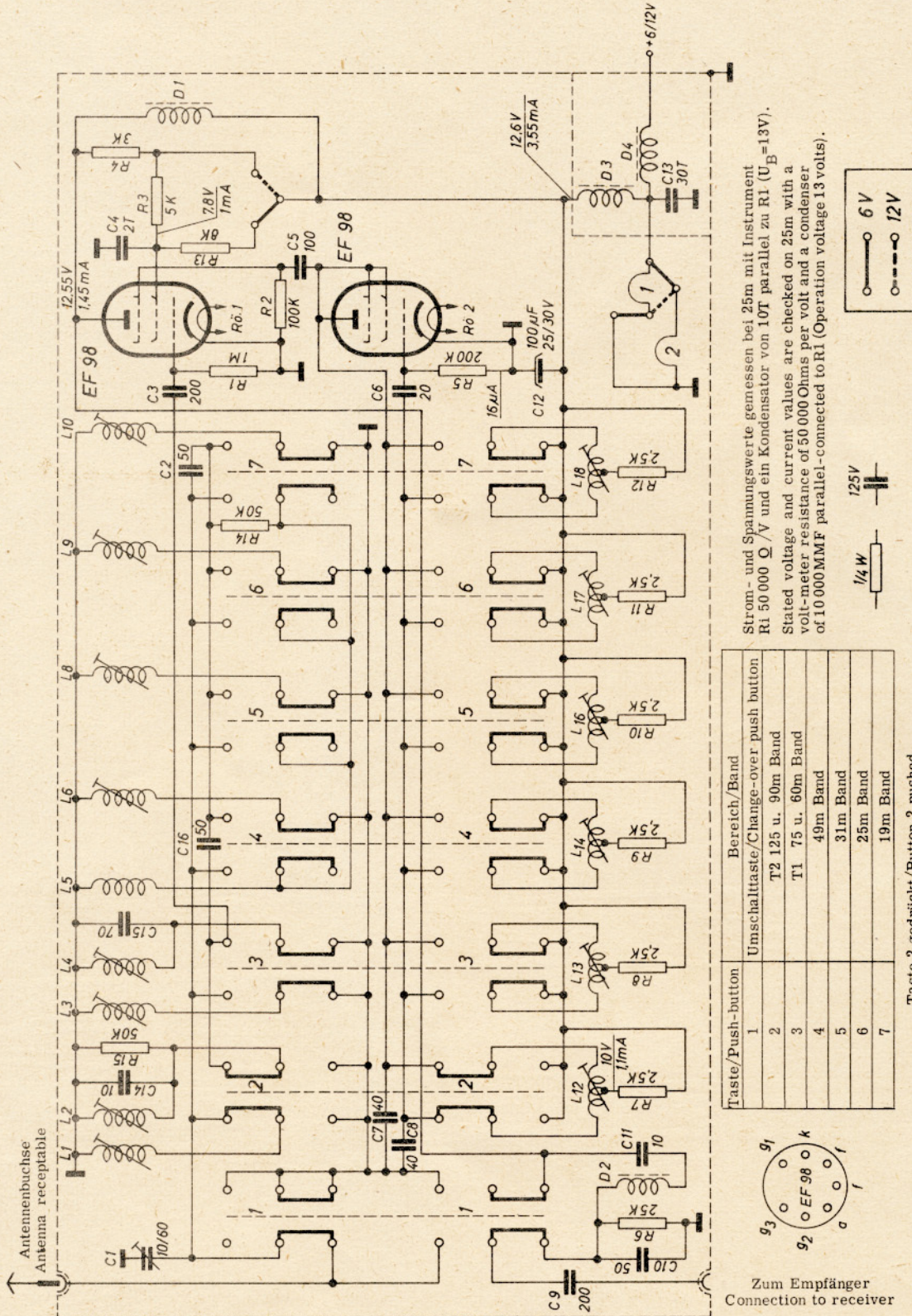
Blatt/sheet 1

Kurzwellenadapter
Shortwave adaptor


Schaltplan/Circuit diagram

Gültig von
Valid from
N^o 41 000

Printed in Western Germany

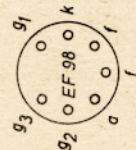


Strom- und Spannungswerte gemessen bei 25m mit Instrument Ri 50 000 Ω / V und ein Kondensator von 10T parallel zu R1 (UB=13V).
Stated voltage and current values are checked on 25m with a volt-meter resistance of 50 000 Ohms per volt and a condenser of 10 000 MMF parallel-connected to R1 (Operation voltage 13 volts).



Taste/ Push-button	Bereich/Band
1	Umschalttaste/Change-over push button
2	T2 125 u. 90m Band
3	T1 75 u. 60m Band
4	49m Band
5	31m Band
6	25m Band
7	19m Band

Taste 2 gedrückt/ Button 2 pushed



Zum Empfänger
Connection to receiver